

Take a step in the right direction...

steprite
FOOTWEAR

Buchanan Orthotics



sales@buchananorthotics.co.uk
0141 440 1999 • 603 Helen Street, Glasgow G51 3AR

Welcome



By Buchanan Orthotics

Welcome to the sixth edition of Steprite Footwear.

Steprite footwear offers a range of traditional and modern styles, suitable for all age groups, and available in a wide array of colours and adaptations.

The footwear is manufactured in the UK, utilising the highest quality materials and made by a combination of both experienced technicians and modern technology.

We ensure that all the materials we use are of the highest standard, from the soft, supple leathers to the luxurious bamboo lining, which is more absorbent than cotton and is naturally antibacterial.

The colours and materials are chosen to offer a 'High-Street' appearance, whilst achieving clinical prescription requirements.

The footwear is manufactured using CAD/CAM design software, and 3D scanning to provide accurate and quality fitting.

Along with providing modular footwear, the appropriate styles are also available as Bespoke footwear.

We are at your disposal for advice, at any time, from both our technicians and clinical team.



Contents	Ladies Classiccs	1
	Ladies Casuals	9
	Profile Last	11
	Ladies Trainers	13
	Ladies Boots	15
	Ladies Diabetic Footwear	17
	Gents Classiccs	18
	Gents Casuals	23
	Gents Trainers	24
	Gents Boots	25
	Gents Diabetic Footwear	28
	House Shoes	29
	Childrens Shoes	31
	Rehab Footwear	33
	Bespoke	35
	Insoles	37
Last Adaptations	40	
Colours	41	
Sizing Charts		
Terms		

Key



Diabetic



Low Opening



Profile



Stretch

LADIES CLASSICS

PHOENIX

Classic style with seam free vamp.

D P



Shown in: Camel / Tosca Softee / Burgundy Softee with Burgundy Nubuck Facings.



BOSTON

Classic design with stitch detail and optional side flash.

LO

Shown in: Grey Softee / Bone Softee with Peach Panels / Bark Softee with Pink Panels.



PHOENIX LOW

Classic style with lower opening for easier entry.

D P LO

Shown in: Black Softee / Burgundy Softee / Camel Softee.

SONOMA

Classic design with stitched apron.



Shown in: Mushroom Softee with Dark Brown Suede Collar / Bone Softee with Bone Collar.





ORLANDO
Seam free vamp with attractive punch design.

D P

Shown in: Bark Softee / Mushroom Softee / Black Softee.



MANHATTAN
Classic Style with patchwork apron.

Shown in: Camel Softee with bone & Pink Patchwork / Black Patent with Black Softee Apron / Dark Brown Softee with Taupe & Dark Brown Apron.

SKYE
Gibson style with contrast apron.



Shown in: Dark Brown Softee with Brown Tweed / Tosca Softee with Royal Stewart Tartan Apron.

Tweed material may vary in colour and design.

Choice of three tartans.



Black Watch Royal Stewart Dress Stewart

IONA
Modern style with extended vamp and padded tongue.

D P LO



Shown in: Lilac Smoke Softee with Touche Close Fastening / Light Blue Softee with Tab Lacing.



AILSA
Modern design with punched side panels

D P LO

Shown in: Grey Nuwbuck with Grey Softee Leather / Tosca Softee / Black Softee with Black Grain Leather.

Take a step in the right direction...



MARYLAND
Classic Style with stitch design.

D P LO

Shown in: Bark Softee.

ARRAN
Easy entry design with no seams over joint.

D P LO



Shown in: Taupe Softee with Brown Suede / Sage Softee with Sage Suede.

PORTREE
Gibson style with apron in stretch suede, stretch leather or neoprene.

S



Shown in: Black Softee with Black Stretch Suede Apron / Brown Softee with Leopard Skin Stretch Leather Apron.



JURA
Stretch side panels for joint comfort

S D P LO

Shown in: Black Softee with Black Stretch Leather Sides.



VERMONT
Classic design with Neoprene vamp.

S D P

Shown in: Navy Blue Softee Leather with Blue Neoprene.



LADIES CASUALS



ILLINOIS
Casual style with touch – close fastening.

Lo



ILLINOIS SANDAL
Sandal design with touch – close fastening

Lo

Shown in: Bone Softee with Light Beige Suede / Pale Blue Softee.



PHEONIX CASUAL
Update on classic style with contrast lacing and trainer sole.

D P Lo



Shown in: Lilac Smoke Softee / Pink Softee / Bark Softee.



STREET

Very low opening style.

D **LO**



SPECIFY GENTS OR LADIES

Shown in: Mint Softee / Tosca Softee / White Softee / Peach Softee with Bone Softee / Dark Brown Softee / Black Grain with Black Grain Trim.

STROLLER

Wing cap design with side flash.

D



Shown in: Bone Softee with Bone Suede / Pink Suede with Bone / Blue Nubuck with Navy Softee.

AVAILABLE IN TRAINER OR STANDARD SOLING

Free your feet





Ohio Low
Shown In Navy Softee and Navy grain.



DELAWARE
Turn collar ankle boot. Fur collar option available.

D

WALKER
Casual boot with deep padded collar.

D



DELAWARE LOW
Turn collar ankle boot with easier entry.

D LO

OHIO / OHIO LOW
Plain vamp design boot.

D LO



KANSAS
Casual boot with tab & 2 ski hook fastenings.

D


CHUKKA
Ankle boot with unpadded collar.

D



HARRIS
Boot with apron & padded leg panels.

Choice of three tartans.



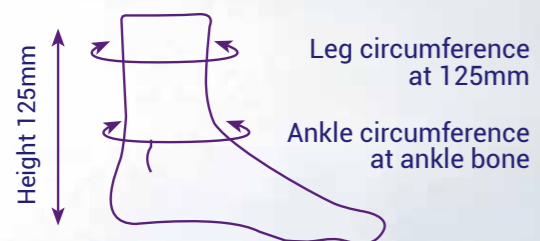
Black Watch Royal Stewart Dress Stewart

Shown in: Grey Nubuck with Black Padded Collar / Burgundy Softee / Dark Brown Suede / Tosca Softee with Royal Stewart Tartan.

Standard Boot Circumference at 125mm

Size	1	2	3	4	5	6	7	8	9	10	11	12	13	14
Leg (mm)	190	197	203	210	216	223	228	235	241	248	254	260	267	273

BOOT LEGS CAN BE MADE TO MEASURE ON A NON-RETURN BASIS.



Shown in: Tosca Softee / Black Softee / Taupe Softee with Brown Suede.



LADIES TRAINERS



FLORIDA
Trainer with padded tongue.

D



Shown in: Pink Softee / Pale Blue Softee / White Leather with Pewter Flash.



RENO
Classic trainer style with 3 stripe design.

D



Shown in: Mint Softee / Grey Nubuck / Caramel Softee all with white stripe.



AUSTIN
Extended wing cap trainer boot.

Shown in: White Softee with Pink Trim / Caramel Softee with White Stripe.



PROFILE LAST



Finding The Perfect Fit

This last is an increased "Profile" shape to accommodate a slim rear foot shape with an increased forefoot width and depth. In addition to suiting a rheumatoid foot pathology it also accommodates forefoot deformities, reducing the need for bespoke footwear.

This more cosmetic foot shape increases patient compliance and satisfaction.

Profile Last specifications

Reduced waist circumference	Instep proximally placed	Lower pitched heel to reduce forefoot pressure	Standard insole supplied -6mm dual poron cushioned forefoot reducing to 3mm at rear	Supplied with a flexible low profile sole unit,
Available in sizes 1 to 9	Available in Slim, Standard and Wide fittings	Stretch leather and stretch suede style options to increase joint comfort	Max Toe box depth / through depth 6mm	With or without Shank

ACCOMMODATION CHARTS FOR PROFILE LAST ON PAGE



Styles which are appropriate for the Profile Last

Please see key for appropriate styles.

IONA

style shown in Camel soatee with 'touch-close' fastening



PHOENIX LOW

style shown in toscia soatee with 'lace' Fastening.



AILSA

shown in Bone / Peach calf leather with 'lace' fastening.



S JURA

shown in Black siftee leather with black stretch suede side panels & 'lace' fastening.



S ELLA

shown in Bone soatee leather with bone suede apron in lace fastening.



HEATHER

style shown in Bark metallic soatee leather (std fastening).



THE PROFILE LAST
Suitable for Rheumatoid requirements

LADIES DIABETIC FOOTWEAR

Shown in Contour Anatomical Last.



PANAMA

Made to full diabetic specification with rocker sole as standard



Shown in: Dark Brown Softee.

DIABETIC SPECIFICATION

- Seam free vamp
- Bambus Lining
- Rim Toe Puff
- Padded Collars
- Comes with poron insoles only

Most Steprite styles can be made to diabetic specification on either the standard last or the contour last.



Gents Styles





DAKOTA
Stitch design apron front.

Shown in: Black Grain Leather / Dark Brown Leather.



OREGAN
Plain vamp with punch detail on facings & counters.

Shown in: Dark Brown Softee / Grey Softee.



BRONX
Gibson facings with cap

Shown in: Black Suede with Black Softee Trim / Black Softee.



STUART
New brogue design shoe with full punch detail.

Shown in: Dark Brown Softee.



UTAH
Classic design with seam free vamp.

Shown in: Navy Grain Leather.



ARIZONA
Popular style with seam free vamp.

Shown in: Black Softee & Bell Blue.



ARIZONA LOW
Popular style with easier entry.

Shown in: Grey Softee with Grey Nubuck / Dark Brown Leather.

Take a step in the right direction . . .



D LO

OAKLAND LOW
Classic design with stitch apron.

Shown in: Grey Softee with grey nubuck / Dark Brown Leather.



CAMPBELL
Classic Gibson style.

D LO

Shown in: Grey Softee with Grey Nubuck.



D LO

MICHEGAN
Gibson style with Very low opening.

Shown in: Tan Nubuck / Black Softee.



D

JACKSON
Plain vamp design with punch & stitch detail on quarter & counter. Low openong.

Shown in: Navy Softee with Blue Nubuck / Black Softee.



HURON
Gibson style with punch design on vamp panels.

D

Shown in: Grey Softee with Grey Nubuck.



TAMPA
Gibson with plain neoprene vamp.

S D LO

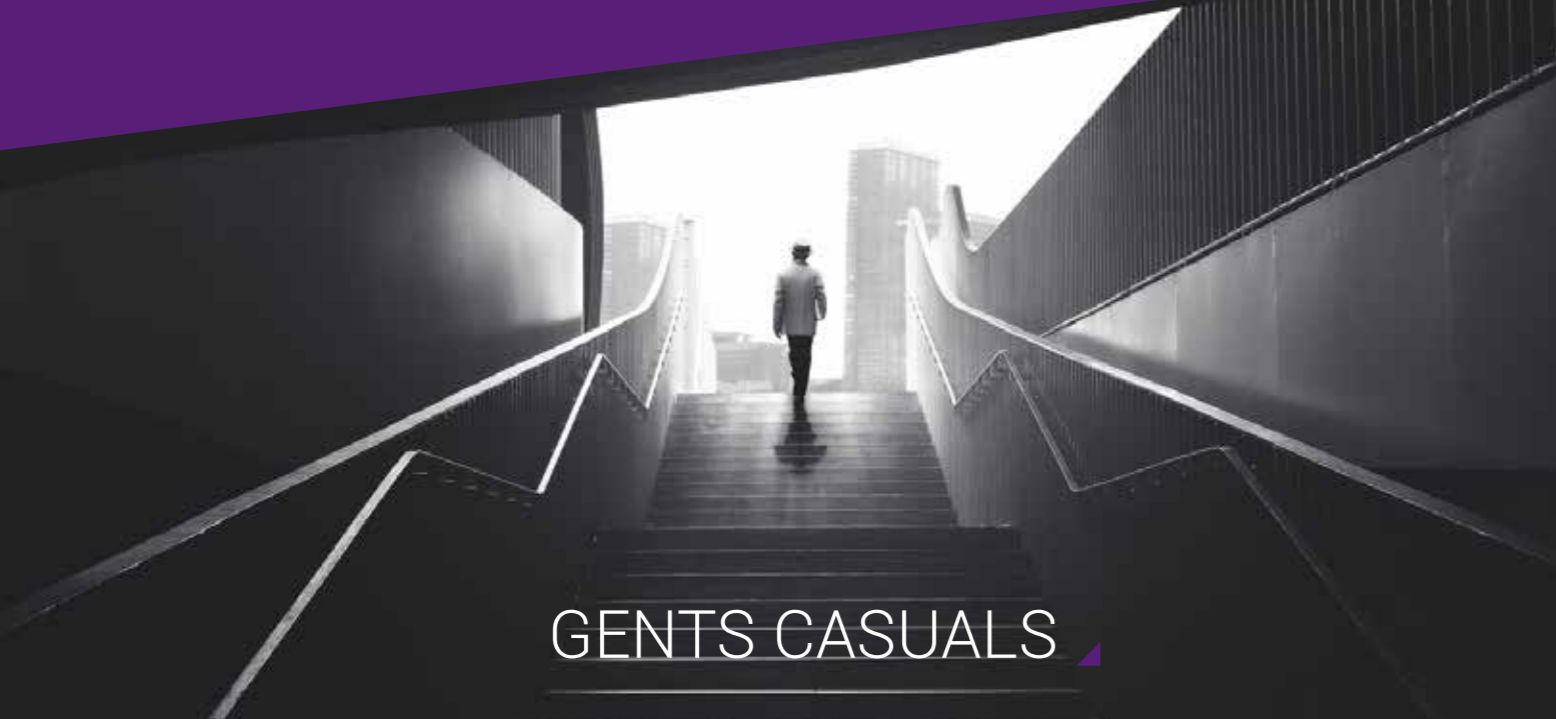
Shown in: Black LEather with Black Neoprene.

S D

TAIN
Gibson with stretch leather, stretch suede or neoprene apron.

Shown in: Black Leather with Black Stretch Suede / Navy Leather with Navy Stretch Leather Apron.





GENTS CASUALS

SPECIFY MEN'S STYLE

D LO

STREET

Casual style with very low opening.



Shown in: Grey Softee with Grey Suede / Tan Nubuck / Brown Leather with Tan Trim / Grey Nubuck with Grey Softee Trim / Dark Brown Leather with Brown Suede Trim / Jeans Leather with Navy Trim.

GENTS CASUALS



ARIZONA CASUAL

Updated style with contrast lacing and trainer sole.

LO



Shown in: Tan Grain / Taupe Suede / Black Grain.

D

STROLLER

Wing cap design with side flash detail.



Shown in: Dark Brown Leather with Brown Suede Trim / Grey Softee with Grey Suede Trim / Jeans Blue with Navy Suede Trim / Beige Nubuck.

Take a step in the right direction...



GENTS TRAINERS



FLORIDA
Long quarter flash with stitch row design.

D

Shown in: White Softee with Jeans Blue Flash / Black Softee with White Flash and Red Flash.



AUSTIN
Wing cap trainer boot.

Shown in: Black Softee with Tosca Trim.

GENTS BOOTS





BROGUE
New Style with brogue punching.

D
Shown in: Black Leather Calf.



CHUKKA
Soft ankle boot with unpadded collar.

D
Shown in: Black Nubuck.



DEERSTALKER
Available in supple Deer Skin.

D
Shown in: Deerskin.



D **HOUSTON**
Modern style with deep padded collars.

Shown in: Brown Grain with Brown Nubuck / Grey Calf with Grey Nubuck.



NEBRASKA
Ankle boot with plain vamp.

D
Shown in: Tan Nubuck.



NEVADA
Ankle boot with extended vamp.

D
Shown in: Sage Softie.

D **LO**

INDIANA LOW
Classic style with plain vamp.

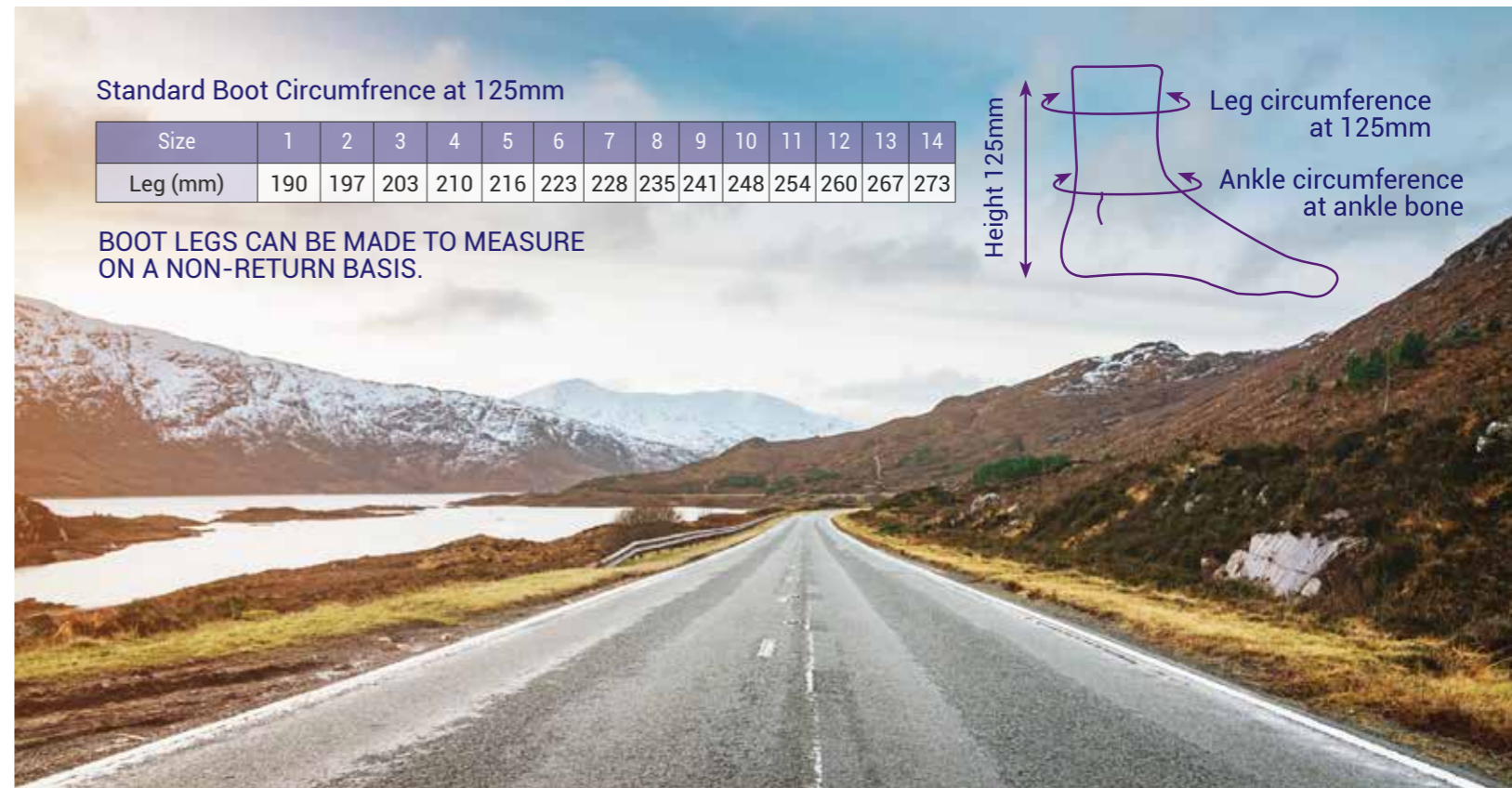
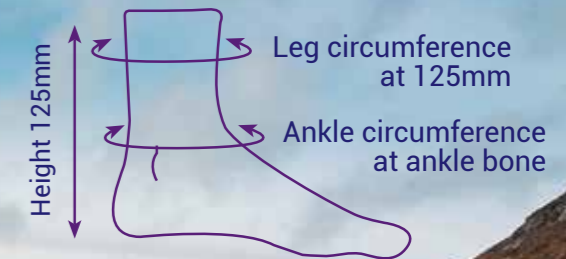
Shown in: Black Grain / Dark Brown Softie.



Standard Boot Circumference at 125mm

Size	1	2	3	4	5	6	7	8	9	10	11	12	13	14
Leg (mm)	190	197	203	210	216	223	228	235	241	248	254	260	267	273

BOOT LEGS CAN BE MADE TO MEASURE ON A NON-RETURN BASIS.



GENTS DIABETIC FOOTWEAR



D

KENTUCKY

Plain extended vamp with full diabetic specification.

Shown in: Black Softee on the Contour Last / Dark Brown Softee with Standard Toe Shape.

SHOWN IN BOTH CONTOUR LAST AND STANDARD LAST



D

ONTARIO

Gibson shoe with full diabetic specification & through rocker sole.

Shown in: Black Softee Leather.

DIABETIC SPECIFICATION

- Softee Leather
- Bambus Lining
- Rim Toe Puff
- Padded Collars
- Seam Free
- Contour last comes in poron insoles only

Most Steprite styles can be made to diabetic specification on either the standard last or the contour last.





HOUSE SHOES

HOUSE SHOES

Ladies & Gents

The house shoe is a slipper option which is both suitable for indoor and outdoor usage.

D LO

Sheep skin lining available upon request

Velcro fastening (3 straps)



Lightweight EVA sole

Shown in: Brown Suede.

CHILDRENS SHOES

Designed for Children's Adaptive and AFO Footwear Needs.

The KP School Shoe and Trainer, distributed by Buchanan Orthotics is a range of children's adaptive footwear. A fashionable and durable shoe that fits easily and comfortably over a brace/AFO without being oversized.

For children who require orthotics to support their legs and feet.



The KP Athletic Training Shoe

Child 3 to Adolescent 9



The KP School Shoe

Child 3 to Adolescent 9

Fashionable Footwear with Innovative Design for Children's Adaptive and AFO Footwear Needs.



The KP Heel Entry Trainers

Child 11 to Adolescent 9

Distinctive Sole

Wider tread design increases direct surface contact and promotes greater medial/lateral stability.

Additional Features and Benefits

- Geometrically-graded last ensures a precise fit with accurately sized shoe.
- Unique mid-sole is a compression-molded EVA shell with a visible cut-line designed to facilitate the modification and build-up process.
- Fray-resistant lining is longer lasting and withstands the wear of AFO use.





Tecnica 16 (Offloading Shoe)
Upper of breathable fabric / Double Velcro closing / non-slip outsole / variable volume / suitable for left or right.



Sizes 36-36 . 37 - 38 . 39-40 . 41-42 . 43-44 . 45-46 . 47-48



Sizes 35-46.

Tecnica 1 - (Rehab Boots)
Grey Colour / Unisex / Upper of Breathable Microfibre / Semi-stiff & thermoformable heel counter / Soft Footbed / wide volume with adjustable velcro strap closure / shock absorbing and non-slip outsole.

Tecnica 4T - (Rehab Sandals)
Grey Colour / Unisex / Upper of Breathable Microfibre / Semi-stiff & thermoformable heel counter / Soft Footbed / wide volume with adjustable velcro strap closure / shock absorbing and non-slip outsole.



Sizes 35-46.



Sizes S - M - L - XL.

Tecnica DIAB - (Diabetic Footwear)
Black colour / Upper of breathable fabric / Washable and anti friction upper / Bio-mechanical sole unit / Rocker Outsole / Suitable for left or right fit.



Sizes 35-46.

Tecnica 3M - (Rehab Shoes)
Dark blue colour / Unisex / upper of breathable Micro-Perforated Cotton / Semi-stiff & thermoformable heel counter / Soft Footbed / wide volume with adjustable velcro strap closure / shock absorbing and non-slip outsole /

Tecnica Heel - (Heel Off loader)
Black colour / Upper of breathable fabric / Suitable for left or right fit / Supersoft padding / -Thermoformable heel counter / non-slip and shock absorbing sole unit.



Sizes 35-46.





Buchanan Orthotics have been manufacturing Bespoke Footwear for over 50 years and supply customers across the UK and Ireland with both simple and complex made to measure footwear.

We can manufacture footwear from measures, casts and impressions and will liaise with the clinician to ensure the patient is supplied with footwear which allows them to regain mobility and get back on their feet.

Our skilled Technicians are available to discuss complex patients and work with the prescriber to achieve their desired outcomes.

We can also offer Bespoke footwear training to customers and would be delighted to discuss further.

Things to consider when Ordering.

1. Have all measurements been provided?
2. Has the Pitch of the footwear been considered?
3. Have you chosen an Appropriate Style / Colour / Material / Fastening?
4. If you are ordering boots, have you provided heights and ankle circumferences?
5. Are you requiring Insoles?
6. Remember to choose a Toe Shape!
7. Are the footwear to be the same length?

50 years of
experience



Insole System

Buchanan Orthotics provide a full range of Custom Foot Orthotics. We use CAD/CAM technology to provide accurate and repeatable insoles.

Insoles are fully custom made to either cast or impression box, and must be accompanied by a completed insoles specification form. There is a variety of adaptations available, and our technicians are ready to discuss any further requirements.

We can supply a sample swatch of materials on request, and are happy to offer support and training where required.

ADDITIONAL PADS REQUIRE 1.5mm MIDLAYER ON POLYPROPYLENE

Diabetic

Specifications:

- Full length milled base shore 40 EVA
- Other bases available
- 15mm heel cut depth
- Full length midlayer 3mm pink poron
- Full length top cover 1.5mm spenco

Indication for use

For use with a high risk foot.

Footwear Advice

Suitable for all footwear.

Additions

A full range of alternative or additional covers can be added to insoles along with a range of additions. Plugs and sinks available as marked i.e. soft pink poron



Comfort

Specifications:

- 15mm heel cup depth
- No top cover required
- Polyurethane base
- Increased shock absorption
- Finished shell length, behind metatarsal head, sulcus or full length

Available with 1mm cover if required.

Indication for use

Designed for shock absorption and cushioning, ideal for rheumatoid arthritis

Footwear Advice

Standard fitting shop bought shoes

Additions

Please enquire regarding additions.



Latero

Specifications:

- Semi flexible direct milled polypropylene shell
- 15mm heel cup depth with 25mm Medial depth
- Heel stabiliser
- 1mm black yampie bottom cover
- 1.5mm green spenco top cover

Indication for use

For the laterally deviated subtalar axis / peroneal tendinitis / lateral ankle and stability or where pronatory movements are required.

Footwear Advice

Standard fitting shop bought shoes

Additions

Standard additions, optional extrinsic rear foot wedging, optional extrinsic forefoot stabilisation (reverse mortons/lateral forefoot wedging).



Medio

Specifications:

- Semi flexible direct milled polypropylene shell
- 15mm heel cup depth
- Heel stabiliser
- 1mm black yampie bottom cover
- 1.5mm green spenco top cover

Indication for use

For the medially deviated subtalar joint axis, tibialis posterior dysfunction or where increased supinatory movements are required.

Footwear Advice

Standard shop bought footwear.

Additions

Standard additions, kirby skive, medial forefoot / extrinsic wedging, forefoot compressive wedging.



Contro

Specifications:

- Semi flexible direct milled polypropylene shell
- 20mm heel cup depth
- Wide heel stabiliser
- 1mm black yampie bottom cover
- 1.5mm green spenco top cover

Indication for use

Designed for Maximum control.

Footwear Advice

Standard shop bought footwear.

Additions

All standard additions available.



Orthotic Dress

Specifications:

- Semi flexible direct milled polypropylene shell (2mm)
- Heel cup 5mm
- Sutex top cover
- Shell length behind metatarsal heads
- Slimline grind heel stabiliser / no lateral border to shell

Indication for use

Specifically designed for easier accommodation into footwear.

Footwear Advice

For shop bought footwear / dress shoes.

Additions

Please enquire regarding additions.



Orthotic Sport

Specifications:

- Semi flexible direct milled polypropylene shell (2mm)
- Heel cup (10mm)
- 1mm black yampie bottom cover
- 1mm black marble EVA top cover

Indication for use

Specifically designed for the active user, designed for football boots, rugby boots and athletic shoes.

Footwear Advice

Fit to patients sport shoes if possible.

Additions

Please enquire regarding additions.



Ultra Slimline

Specifications:

- Semi flexible direct milled polypropylene shell (2mm)
- Heel cup (5mm)
- 1mm black yampie bottom cover
- 1mm black marble EVA top cover
- Sulcus length

Indication for use

Insole designed for the slimest shoe fit.

Footwear Advice

Fit to footwear with restricted space.

Additions

Please enquire regarding additions.



Additions



Mortons Extension

2mm extension under 1st Metatarsal phalangeal joint.

Indication for use: Dorsiflexed 1st ray.



Mortons Bar

6mm metatarsal bar as standard behind met heads 1 to 5 to offload.

Indication for use: Pain or callousing on plantar aspect of met heads.



5th Met Cut Out

Trimline of shell has 5th metatarsal head cut out.

Indication for use: Callous or increased pressure at 5th metatarsal head.



Reverse Morton's Extension

2mm extension under 2nd to 5th met heads.

Indication for use: Functional haliux limitus, plantarflexed 1st ray.



Horseshoe Heel Pad

Extending from medial to lateral aspect of heel around edge of shell.

Indication for use: Heel spur. Heel pain.



1st Met Cut Out

Trimline of shell has 1st metatarsal head cut out.

Indication for use: Callous or increased pressure at 1st metatarsal head.



Mortons Dome

6mm metatarsel dome as standard placed behind met heads 2 to 4 to offload.

Indication for use: Pain or callousing on plantar aspect of met heads. Neuroma.



Heel Pad

Extending entire area under calcaneus.

Indication for use: Heel pain.



Plantar Arch Removal

Ranging from 25% to 100% removal of material from plantar aspect of medial arch for EVA insoles. The higher percentage of material removed allows for a more flexible medial arch on the shell.

Medial Flange

Medial border of shell increased to incorporate more of medial arch of foot.

Indication for use: Excessive pronation of particularly prominent midfoot which requires increased control.

Lateral Flange

Lateral border of shell increased to incorporate more of the lateral border of the calcaneus.

Indication for use: Excessive pronation of supination.

Deep Heel Cup

Standard specifications are detailed on each insole style however if you wish any other dimensions, please detail these requirements on the insole specification form

Indication for use: Excessive pronation of supination.

PAEDIATRIC INSOLES



Size range 22-38

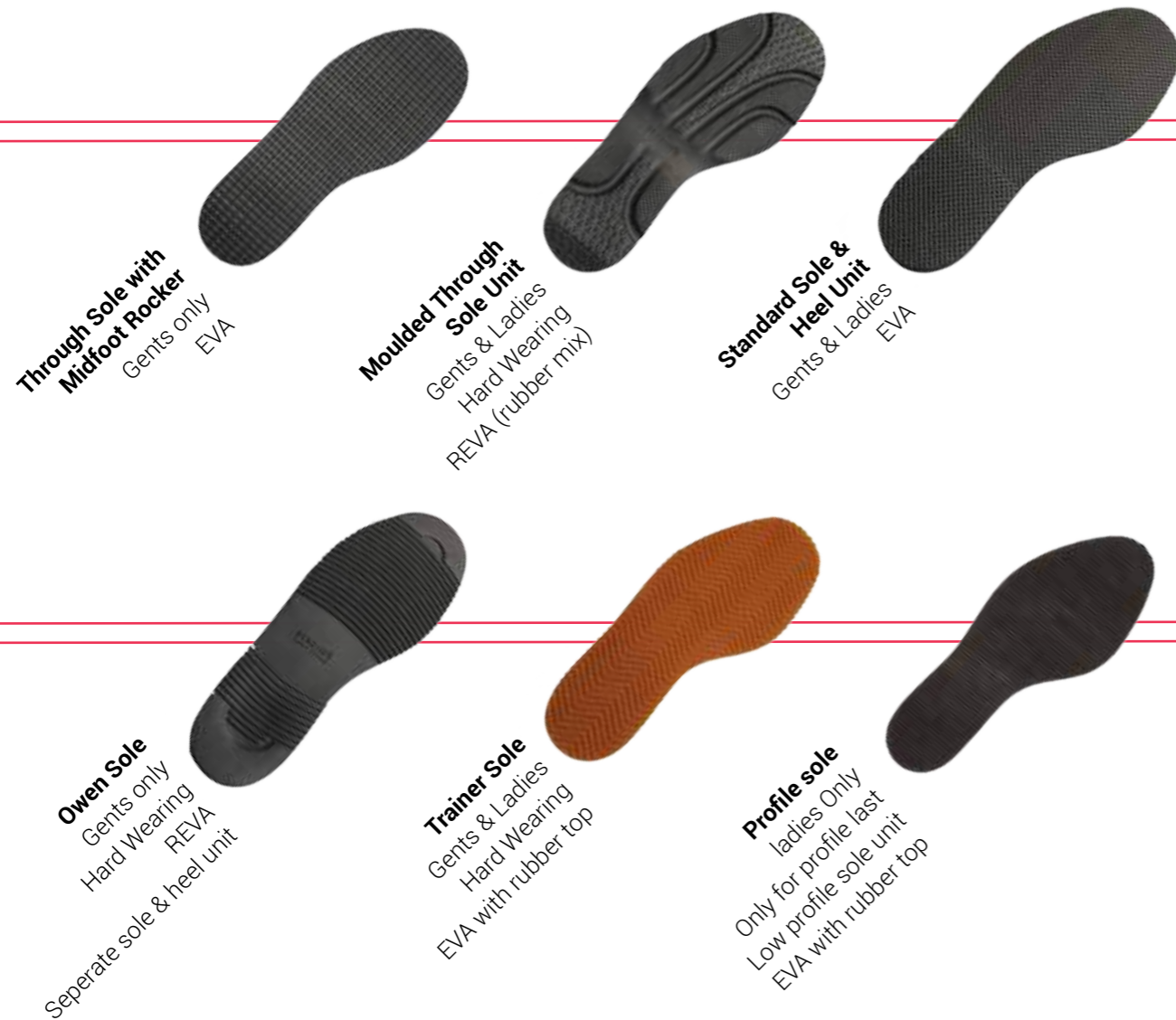
Our new range of stock paediatric insoles which are supportive and can be adapted.



Take a step in the right direction...

SOLE OPTIONS

For modular footwear only.

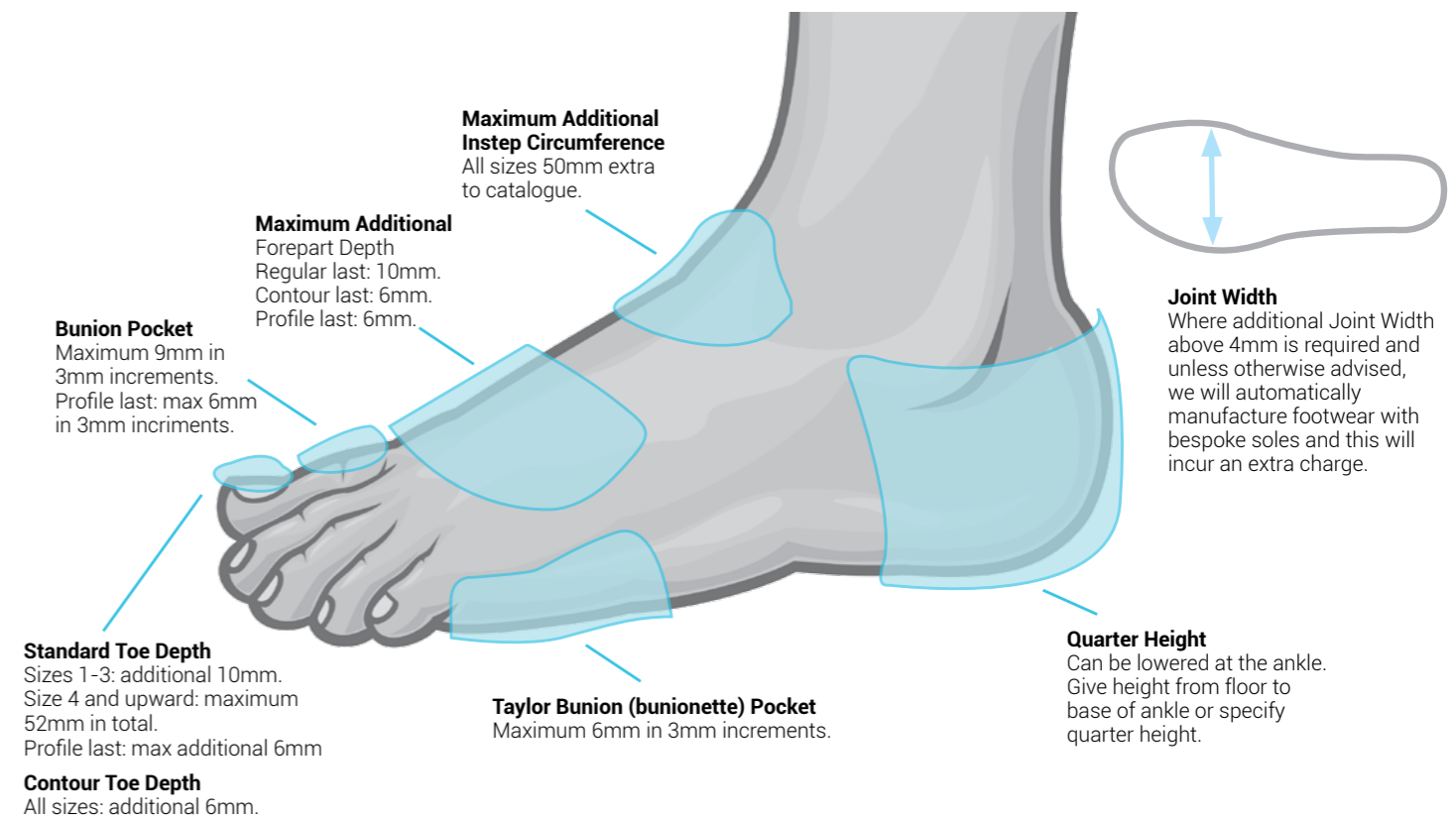


LAST ADAPPTIONS

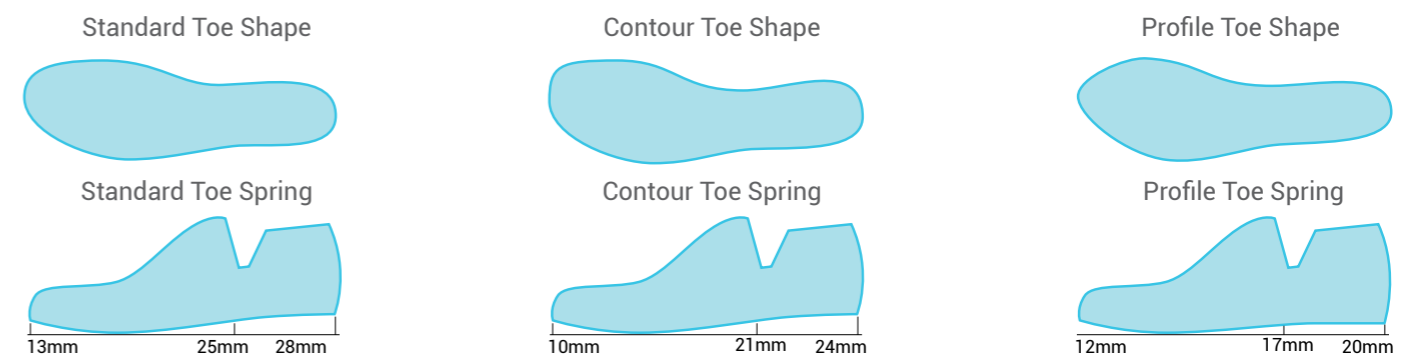
Rough Fit

Additional individual modifications after rough fit can be undertaken up to a maximum of 6mm, ie. instep, toe box, length etc., though not a combination of these.

Major Upper Modifications must be requested at the ordering stage.



AVAILABLE IN HALF SIZES



Dark polycotton



Dark Bambus



Leather



Moleskin



Polycotton



Bambus

LININGS

Gents UK Sizes										
5	5½	6½	7	8	9	9½	10½	11	11½	12
Gents European Sizes										
38	39	40	41	42	43	44	45	46	47	48

Ladies UK Sizes								
3	4	5	5½	6½	7	8	9	9½
Ladies European Sizes								
36	37	38	39	40	41	42	43	44

Ladies Regular Lasts

Features: round toe, 2 x 3mm poron insoles & footbed

Standard

Size	Heel Width	Joint Width	Joint Circum.	Instep Circum.	Toe Depth	Last Length
1	57	85	217-235	201-219	24-33	223
2	58	88	224-242	208-226	25-34	231
3	60	90	230-248	214-232	26-35	239
4	61	93	237-255	221-239	26-35	248
5	63	95	243-261	227-245	27-36	257
6	64	98	250-268	234-252	28-37	265
7	66	100	256-274	240-258	29-38	274
8	67	103	263-281	247-265	29-38	282
9	69	105	269-287	253-271	30-39	291
10	70	108	276-294	260-278	31-40	300

Wide

Size	Heel Width	Joint Width	Joint Circum.	Instep Circum.	Toe Depth	Last Length
1	61	91	229-247	209-227	24-33	223
2	62	94	236-254	216-234	25-34	231
3	64	96	242-260	222-240	26-35	239
4	65	99	249-267	229-247	26-35	248
5	67	101	255-273	235-253	27-36	257
6	68	104	262-280	242-260	28-37	265
7	70	106	268-286	248-266	29-38	274
8	71	109	275-293	255-273	29-38	282
9	73	111	281-299	261-279	30-39	291
10	74	114	288-306	268-286	31-40	300

Slim

Size	Heel Width	Joint Width	Joint Circum.	Instep Circum.	Toe Depth	Last Length
1	53	78	205-223	193-212	24-33	223
2	54	82	212-230	200-218	25-34	231
3	56	84	218-236	206-224	26-35	239
4	57	87	225-243	213-231	26-35	248
5	59	89	231-249	219-237	27-36	257
6	60	92	238-256	226-244	28-37	265
7	62	94	244-262	232-250	29-38	274
8	63	97	251-269	239-257	29-38	282
9	65	99	257-275	245-263	30-39	291
10	66	102	264-282	252-270	31-40	300

Deep

Size	Heel Width	Joint Width	Joint Circum.	Instep Circum.	Toe Depth	Last Length
1	57	85	229-247	201-209	30-39	223
2	58	88	236-254	208-226	31-40	231
3	60	90	242-260	214-232	32-41	239
4	61	93	249-267	221-239	32-41	248
5	63	95	255-273	227-245	33-42	257
6	64	98	262-280	234-252	34-43	265
7	66	100	268-286	240-258	35-44	274
8	67	103	275-293	247-265	35-44	282
9	69	105	281-299	253-271	36-45	291
10	70	108	288-306	260-278	37-46	300

Wide & Deep

Size	Heel Width	Joint Width	Joint Circum.	Instep Circum.	Toe Depth	Last Length
1	61	91	241-259	209-227	30-39	223
2	62	94	248-266	216-234	31-40	231
3	64	96	254-272	222-240	32-41	239
4	65	99	261-279	229-247	32-41	248
5	67	101	267-285	235-253	33-42	257
6	68	104	274-292	242-260	34-43	265
7	70	106	280-298	248-266	35-44	274
8	71	109	287-305	255-273	35-44	282
9	73	111	293-311	261-279	36-45	291
10	74	114	300-318	268-286	37-46	300

Donna (Narrower Heel)

Size	Heel Width	Instep Circum.
1	-	-
2	54	198-217
3	56	204-223
4	57	211-230
5	59	217-236
6	60	224-243
7	62	230-249
8	63	237-256

Size	Heel Width	Instep Circum.
1	-	-
2	58	206-225
3	60	212-231
4	61	219-238
5	63	225-244
6	64	232-251
7	66	238-257
8	67	245-264

Size	Heel Width	Instep Circum.
1	-	-
2	50	190-209
3	52	196-215
4	53	203-222
5	55	209-228
6	56	216-235
7	58	222-241
8	59	229-248

Diana (Shallower Forepart)

Size	Joint Circum.	Toe Depth
1	-	-
2	214-233	21-30
3	220-239	22-31
4	227-246	22-31
5	233-252	23-32
6	240-259	24-33
7	246-265	25-34
8	253-272	25-34

Size	Joint Circum.	Toe Depth
1	-	-
2	226-245	21-30
3	232-251	22-31
4	239-258	22-31
5	245-264	23-32
6	252-271	24-33
7	258-277	25-34
8	265-284	25-34

Size	Joint Circum.	Toe Depth
1	-	-
2	202-221	21-30
3	208-227	22-31
4	215-234	22-31
5	221-240	23-32
6	228-247	24-33
7	234-253	25-34
8	241-260	25-34

Denise (Narrower Heel & Shallower Forepart)

Standard

Size	Heel Width	Joint Circum.	Instep Circum.	Toe Depth
1	-	-	-	-
2	54	214-233	198-217	21-30
3	56	220-239	204-223	22-31
4	57	227-246	211-230	22-31
5	59	233-252	217-236	23-32
6	60	240-259	224-243	24-33
7	62	246-265	230-249	25-34
8	63	253-272	237-256	25-34

Wide

Size	Heel Width	Joint Circum.	Instep Circum.	Toe Depth
1	-	-	-	-
2	58	226-245	206-225	21-30
3	60	232-251	212-231	22-31
4	61	239-258	219-238	22-31
5	63	245-264	225-244	23-32
6	64	252-271	232-251	24-33
7	66	258-277	238-257	25-34
8	67	265-284	245-264	25-34

Slim

Size	Heel Width	Joint Circum.	Instep Circum.	Toe Depth
1	-	-	-	-
2	50	202-221	190-209	21-30
3	52	208-227	196-215	22-31
4	53	215-234	203-222	22-31
5	55	221-240	209-228	23-32
6	56	228-247	216-235	24-33
7	58	234-253	222-241	25-34
8	59	241-260	229-248	25-34

Regular Contour Lasts (Features: round toe, 2 x 3mm poron insoles & footbed)

Size	Heel Width	Joint Width	Joint Circum.	Instep Circum.	Toe Depth	Last Length
1	55	85	212-224	206-218	24-30	222
2	57	87	218-230	212-224	25-31	230
3	59	89	224-236	218-230	26-32	238
4	61	92	230-242	224-236	26-32	247
5	63	94	237-249	231-243	27-33	256
6	65	95	243-255	237-249	28-34	265
7	67	97	249-261	243-255	29-35	274
8	68	100	255-267	250-262	30-36	282
9	70	102	260-272	256-268	31-37	291
10	71	105	267-279	262-274	31-37	300
11	73	107	273-285	268-280	33-39	309
12	75	110	280-292	275-287	34-40	318
13	76	112	291-303	283-295	35-41	326

Size	Heel Width	Joint Width	Joint Circum.	Instep Circum.	Toe Depth	Last Length
1	61	91	229-241	219-231	24-30	222
2	63	94	235-247	225-237	25-31	230
3	65	96	241-253	231-243	26-32	238
4	66	99	247-259	237-249	26-32	247
5	68	101	253-265	243-255	27-33	256
6	69	103	259-271	249-261	28-34	265
7	71	105	265-277	255-267	29-35	274
8	72	107	271-283	261-273	30-36	282
9	74	110	277-289	267-279	31-37	291
10	75	113	284-296	274-286	31-37	300
11	77	115	290-302	280-292	33-39	309
12	78	118	296-308	287-299	34-40	318
13	80	120	302-314	293-305	35-41	326

Size	Heel Width	Joint Width	Joint Circum.	Instep Circum.	Toe Depth	Last Length
1	53	79	204-216	199-211	24-30	222
2	54	82	210-222	205-217	25-31	230
3	56	85	216-228	211-223	26-32	238
4	57	87	222-234	217-229	26-32	247
5	59	89	228-240	223-235	27-33	256
6	60	92	234-246	229-241	28-34	265
7	62	94	240-252	235-247	29-35	274
8	63	97	246-258	241-253	30-36	282
9	65	99	252-264	247-259	31-37	291
10	66	102	258-270	253-265	31-37	300
11	68	105	264-276	259-271	33-39	309
12	70	107	270-282	265-277	34-40	318
13	71	109	276-288	271-283	35-41	326

Donna Contour (Narrower Heel)

Size	Heel Width	Instep Circum.
1	51	203-215
2	53	210-222
3	55	216-228
4	57	221-233
5	59	227-239
6	61	232-244
7	63	237-249
8	64	242-254
9	66	248-260
10	67	255-267
11	69	262-274
12	71	268-280
13	72	273-285

Size	Heel Width	Instep Circum.
1	57	215-227
2	59	219-231
3	61	225-237
4	62	230-242
5	64	236-248
6	65	242-254
7	67	248-260
8	68	254-266
9	70	260-272
10	71	266-278
11	73	273-285
12	74	279-291
13	76	286-298

Size	Heel Width	Instep Circum.
1	49	193-205
2	50	199-211
3	52	206-218
4	53	212

Gents Regular Lasts

Features: round toe, 2 x 3mm poron insoles & footbed.

Size	Heel Width	Joint Width	Joint Circum.	Instep Circum.	Toe Depth	Last Length
4	62	91	231-249	221-239	31-40	246
5	64	93	237-255	227-245	31-40	254
6	65	96	244-262	234-252	32-41	263
7	67	98	250-268	240-258	33-42	271
8	68	101	257-275	247-265	33-42	279
9	70	103	263-281	253-271	34-43	288
10	71	106	270-288	260-278	35-44	296
11	73	108	276-294	266-284	35-44	305
12	74	111	283-301	273-291	36-45	314
13	76	113	289-307	279-297	37-46	322
14	77	116	296-314	286-304	37-46	331

Albert

(Narrower Heel)

Size	Heel Width	Instep Circum.
4	58	211-230
5	60	217-236
6	61	224-243
7	63	230-249
8	64	237-256
9	66	243-262
10	67	250-269
11	69	256-275
12	70	263-282

George

(Shallower Forepart)

Size	Joint Circum.	Toe Depth
4	221-240	27-36
5	227-246	27-36
6	234-253	28-37
7	240-259	29-38
8	247-266	29-38
9	253-272	30-39
10	260-279	31-40
11	266-285	31-40
12	273-292	32-41

Richard

(Narrower Heel & Shallower Forepart)

Size	Heel Width	Joint Circum.	Instep Circum.	Toe Depth
4	58	221-240	211-230	27-36
5	60	227-246	217-236	27-36
6	61	234-253	224-243	28-37
7	63	240-259	230-249	29-38
8	64	247-266	237-256	29-38
9	66	253-272	243-262	30-39
10	67	260-279	250-269	31-40
11	69	266-285	256-275	31-40
12	70	273-292	263-282	32-41

Regular Contour Lasts

Features: round toe, 2 x 3mm poron insoles & footbed

Size	Heel Width	Joint Width	Joint Circum.	Instep Circum.	Toe Depth	Last Length
1	55	85	212-225	206-218	24-30	222
2	57	87	218-230	212-224	25-31	230
3	59	89	224-235	218-230	26-32	238
4	61	92	230-242	224-236	26-32	247
5	63	94	237-249	231-243	27-33	256
6	65	95	243-255	237-249	28-34	265
7	67	97	249-261	243-255	29-35	274
8	68	100	255-267	250-262	30-36	282
9	70	102	260-272	256-268	31-37	291
10	71	105	267-279	262-274	31-37	300
11	73	107	273-285	268-280	33-39	309
12	75	110	280-292	275-287	34-40	318
13	76	112	291-303	283-295	35-41	326

Albert Contour

(Narrower Heel)

Size	Heel Width	Instep Circum.
1	51	203-215
2	53	210-222
3	55	216-228
4	57	221-233
5	59	227-239
6	61	232-244
7	63	237-249
8	64	242-254
9	66	248-260
10	67	255-267
11	69	262-274
12	71	268-280
13	72	273-285

Standard

Wide

Slim

Deep

Wide & Deep

Size	Heel Width	Joint Width	Joint Circum.	Instep Circum.	Toe Depth	Last Length
4	66	97	243-261	229-247	31-40	246
5	68	99	249-267	235-252	31-40	254
6	69	102	256-274	242-260	32-41	263
7	71	104	262-280	248-266	33-42	271
8	72	107	269-287	255-273	33-42	279
9	74	109	275-293	261-279	34-43	288
10	75	112	282-300	268-286	35-44	296
11	77	114	288-306	274-292	35-44	305
12	78	117	295-313	281-299	36-45	314
13	80	119	301-319	287-305	37-46	322
14	81	122	308-326	294-312	37-46	331

Size	Heel Width	Instep Circum.
4	62	219-238
5	64	225-244
6	65	232-251
7	67	238-257
8	68	245-264
9	70	251-270
10	71	258-277
11	73	264-283
12	74	271-290

Size	Joint Circum.	Toe Depth
4	233-252	27-36
5	239-258	27-36
6	246-265	28-37
7	252-271	29-38
8	259-278	29-38
9	265-284	30-39
10	272-291	31-40
11	278-297	31-40
12	285-304	32-41

Wide

Slim

Size	Heel Width	Joint Circum.	Instep Circum.	Toe Depth
4	62	233-252	219-236	27-36
5	64	239-258	225-244	27-36
6	65	246-265	232-251	28-37
7	67	252-271	238-257	29-38
8	68	259-278	245-264	29-38
9	70	265-284	251-270	30-39
10	71	272-291	258-277	31-40
11	73	278-297	264-283	31-40
12	74	285-304	271-290	32-41

Size	Heel Width	Instep Circum.
4	54	203-222
5	56	209-228
6	57	216-235
7	59	222-241
8	60	229-248
9	62	235-254
10	63	242-261
11	65	248-267
12	66	255-274

Size	Joint Circum.	Toe Depth
4	209-228	27-36
5	215-234	27-36
6	222-241	28-37
7	228-247	29-38
8	235-254	29-38
9	241-260	30-39
10	248-267	31-40
11	254-273	31-40
12	261-280	32-41

Size	Heel Width	Joint Circum.	Instep Circum.	Toe Depth
4	54	209-228	203-222	27-36
5	56	215-234	209-228	27-36
6	57	222-241	216-235	28-37
7	59	228-247	222-241	29-38
8	60	235-254	229-248	29-38
9	62	241-260	235-254	30-39
10	63	248-267	242-261	31-40
11	65	254-273	248-267	31-40
12	66	261-280	255-274	32-41

Size	Heel Width	Joint Width	Joint Circum.	Instep Circum.	Toe Depth	Last Length
1	61	91	229-241	213-219	24-30	222
2	63	94	235-247	225-237	25-31	230
3	65	96	241-253	231-243	26-32	238
4	66	99	247-259	237-249	26-32	247
5	68	101	253-265	243-255	27-33	256
6	69	103	259-271	249-261	28-34	265
7	71	105	265-277	255-267	29-35	274
8	72	107	271-283	261-273	30-36	282
9	74	110	277-289	267-279	31-37	291
10	75	113	284-296	274-286	31-37	300
11	77	115	290-302	280-292	33-39	309
12	78	118	296-308	287-299	34-40	318
13	80	120	302-314	293-305	35-41	326

Size	Heel Width	Instep Circum.
1	57	215-227
2	59	219-231
3	61	225-237
4	62	230-242
5	64	236-248
6	65	242-254
7	67	248-260
8	68	254-266
9	70	260-272
10	71	266-278
11	73	273-285
12	74	279-291
13	76	286-298

Size	Heel Width	Joint Width	Joint Circum.	Instep Circum.	Toe Depth	Last Length
4	62	91	243-261	221-239	37-46	246
5	64	93	249-267	227-245	37-46	254
6	65	96	256-274	234-252	38-47	263
7	67	98	262-280	240-258	39-48	271
8	68	101	269-287	247-265	39-48	279
9	70	103	275-293	253-271	40-49	288
10	71	106	282-300	260-278	41-50	296
11	73	108	288-306	266-284	41-50	305
12	74	111	295-313	273-291	42-51	314
13	76	113	301-319	279-297	43-52	322
14	77	116	308-326	286-304	43-52	331

Size	Heel Width	Joint Width	Joint Circum.	Instep Circum.	Toe Depth	Last Length
4	66	97	255-273	229-247	37-46	246
5	68	99	261-279	235-253	37-46	254
6	69	102	268-286	242-260	38-47	263
7	71	104	274-292	248-266	39-48	271
8	72	107	281-299	255-273	39-48	279
9	74	109	287-305	261-279	40-49	288
10	75	112	294-312	268-286	41-50	296
11	77	114	300-318	274-292	41-50	305
12	78	117	307-325	281-299	42-51	314
13	80	119	313-331	287-305	43-52	322
14	81	122	320-338	294-312	43-52	331



COLOURS

Softie Leather	Tan	Grey	White	Navy	Brown	Burgundy	Camel	Black
	Bone	Light Beige	Mushroom	Taupe	Dark Brown	Sage	Tosca	Light Blue
	Pink	Jeans	Mint	Lilac Smoke	Soft Grain Brown	Soft Grain Tan	Soft Grain Black	Bell Blue
Calf	Taupe	Burgundy	Dark Brown	Brown	Black	Tan	Grey	Navy
	Black	Navy	Grey	Camel	Taupe	Light Beige	Burgundy	Sage
Suede	Tan	Brown	Dark Brown	Pink				
	Navy	Black	Burgundy	Grey	Taupe	Brown		
Nubuck	Brown	Black						
	Brown	Black	Navy	Taupe	Leopard Skin			
Heavy Grain	Burgundy	Light Beige	Brown	Navy	Black			
	Cappuccino	Crushed Patent Black	Antique Silver	Peach	Bark			
Neoprene	Brown	Black						
	Brown	Black	Navy	Taupe				
Metallic	Burgundy	Light Beige	Brown	Navy	Black			
	Brown	Black						
Tweed	Brown	Black						
	Black	Brown	Tan					

Colours shown are not exact.

Modular Footwear Conditions of Sale



Available at no extra cost

- Half Sizes
- Touch & Close Fastening
- Trial Fitting Service

Despatch

Modular footwear will be despatched within seven to ten working days. Shoes requiring adaptations will be despatched within ten to fifteen working days.

As an orthotic company we know the importance of meeting our delivery dates and are always striving to improve on them. On occasion, however, circumstances beyond our control may result in a slight delay and our customer support team will contact you with a revised despatch date should a delay occur.

Carriage

Carriage free to UK mainland.

Payment

Payment is due thirty days from invoice date if account facilities are established. Volume discounts are available for orders of 20, 40 and 80 pairs per month.

- 20 pairs per month - 5% discount
- 40 pairs per month - 10% discount
- 80 pairs per month - 15% discount

Returns

All shoe styles on regular lasts without adaptations/modifications are returnable for credit or exchange if returned within two months in original packaging and in full resaleable condition.

Boot styles are subject to a 30% handling charge.

Split sizes or fittings are non returnable.

Any footwear requested with a through sole will not be returnable unless the through sole is standard for that type of footwear.

Ownership of Goods

The footwear shall remain the absolute property of Buchanan Orthotics Limited, until such time as the customer shall have paid the agreed price in full.

Colours

Our colour swatches shown here may vary from the actual shades due to the limitations of the reproduction processes.



Take a step in the right direction...



Buchanan Orthotics

sales@buchananorthotics.co.uk
0141 440 1999 • 603 Helen Street, Glasgow G51 3AR